



KLEIDER



Stanley & Stella
STELLA SPINNER



Stanley & Stella
STELLA TWISTER



Stanley & Stella
STELLA PAIGER



Stanley & Stella
STELLA KICKER



Stanley & Stella
STELLA STREETER

S&S STELLA SPINNER

- ✓ Druck vorn
- ✓ Druck hinten

- ✓ DTF vorn
- ✓ DTF hinten
- ✓ DTF am Arm

✗ Stick



Stanley & Stella
T-SHIRT-KLEID
100% BIO-BAUMWOLLE


✗ XS - XXL

 NORMALE PASSFORM

 180 GSM

SIZES		XS	S	M	L	XL	XXL
A	Half Chest	46.5	49	52	55	58	0
B	Body Length	86	88	90	92	93	0
C	Sleeve Length	19	19	20	20	21	0

WHITES



ESSENTIAL HEATHERS



COLORS



S&S STELLA TWISTER

✓ Druck vorn
✓ Druck hinten

✓ DTF vorn
✓ DTF hinten
✓ DTF am Arm

✗ Stick



Stanley & Stella
ÜBERGROSSES T-SHIRT-KLEID
100% BIO-BAUMWOLLE

✗ S - L



LÄSSIGE PASSFORM



155 GSM

	SIZES	S	M	L
A	Half Chest	53	58	64
B	Body Length	82	86	90
C	Sleeve Length	20	21	22

COLORS



ESSENTIAL HEATHERS



S&S STELLA PAIGA

- ✓ Druck vorn
- ✓ Druck hinten

- ✓ DTF vorn
- ✓ DTF hinten
- ✓ DTF am Arm


✗ Stick




Stanley & Stella
POLO-KLEID
100% BIO-BAUMWOLLE

✗ XS - XXL

 NORMALE PASSFORM

 230 GSM

WHITES



ESSENTIAL HEATHERS



COLORS




SIZES		XS	S	M	L	XL	XXL
A	Half Chest	42	44.5	47.5	50.5	53.5	56.5
B	Body Length	88.5	90.5	92.5	95.5	96.5	96.5
C	Sleeve Length	24.5	24.5	25.5	25.5	26.5	26.5

S&S STELLA PAIGA AOP

100% BIO-BAUMWOLLE

✗ XS - XXL

 NORMALE PASSFORM

 230 GSM



S&S STELLA KICKER

- ✔ Druck vorn
- ✔ Druck hinten

- ✔ DTF vorn
- ✔ DTF hinten
- ✔ DTF am Arm

- ✔ Stick



Stanley & Stella

OVERSIZED DAMEN-KLEID MIT RUNDHALSAUSSCHNITT
85% BIO-BAUMWOLLE, 15% RECYCELTES POLYESTER

XS - XXL

OVERSIZED

300 GSM

SIZES		XS	S	M	L	XL	XXL
A	Half Chest	58.5	61	64	67	70	73
B	Body Length	87	89	91	93	94	95
C	Sleeve Length	54	54	55	55.5	56	56

COLORS



ESSENTIAL HEATHERS



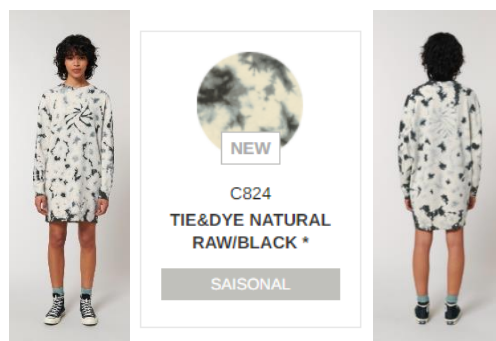
S&S STELLA KICKER TIE AND DYE

100% BIO-BAUMWOLLE

XS - XXL

OVERSIZED

300 GSM



S&S STELLA STREETER Damen

- ✓ Druck vorn
- ✓ Druck hinten

- ✓ DTF vorn
- ✓ DTF hinten
- ✓ DTF am Arm

- ✓ Stick



Stanley & Stella
SWEATSHIRTKLEID MIT KAPUZE
85% BIO-BAUMWOLLE, 15% RECYCELTES POLYESTER

✂ XS - XXL

👕 NORMALE PASSFORM

👤 300 GSM

SIZES		XS	S	M	L	XL	XXL
A	Half Chest	49	51.5	54.5	57.5	60.5	63.5
B	Body Length	83.5	85.5	87.5	89.5	90.5	91.5
C	Sleeve Length	59.5	60.5	61.5	62	62.5	62.5

COLORS



ESSENTIAL HEATHERS

